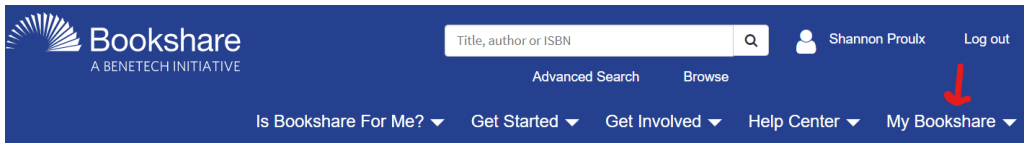


Free ebook resource with audio for students with

- Visual or physical impairments, LD students with reading accommodations or Dyslexia

How to set it up

- Most districts already have a school account, use this [link to check and request access](#). If your district does not have an account, you may need to fill out a form to make yourself the “Primary Contact”. Bookshare will email you this form.
- Once signed in with a username and password for your district, go to My Bookshare



- Add additional Teachers (aka Sponsors)
Select "Add Sponsor"

Manage Sponsors

<input type="checkbox"/>	Edit	First Name	Last Name	District + School	Title	Email	Phone Number
<input type="checkbox"/>		Edward	Educator	—	Science Teacher	edwarde-demo@bookshare.org	6506443445
<input type="checkbox"/>		Prima	Sponsora	—	Teacher	sponsor1@bookshare.org	650-644-3400
<input type="checkbox"/>		Tanya	Teacher	Demo District Sample School	Language Arts	tanyat@bookshare.org	650-555-1234

- Add Students (aka Members)
 - Try to keep passwords consistent to their other passwords
 - Use the Daisy format for the default reading preference
- . Select "Add Member."

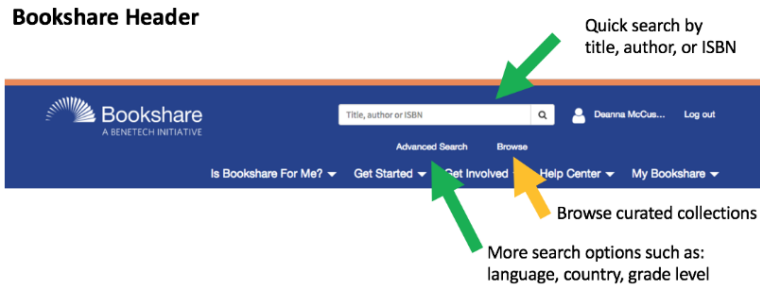
Manage Members

<input type="checkbox"/>	Edit	First Name	Last Name	Username	District + School	Grade	Quicklist	Birth Date	Membership	Qualifying Disability	Plan
<input type="checkbox"/>		Bookshare	Ben	BenBook2	—	7	Yes	05/15/2008	Organization	Learning	
<input type="checkbox"/>		Jane	Doe	JancyDoe	—	9	Yes	06/23/2004	Organization	Visual	
<input type="checkbox"/>		Sally	Doe	SallyDoe	—	7	-	05/05/2009	Organization	Learning	504
<input type="checkbox"/>		Sally	Smith	SallySmith1234	Demo District Sample School	4	Yes	05/09/2010	Organization	Learning	

- Parent/Guardian can set up an [individual account](#) for their son/daughter. All communications go through parent email.

- **How to select books**

- Search for book in upper right corner. More [directions to find books](#)

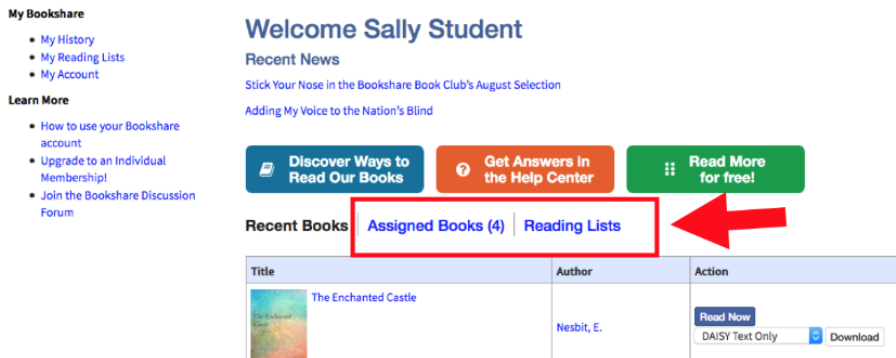


- Choose default settings when selecting book (Daisy)
 - Assign the book to student
- [Or assign Reading Lists to student\(s\)](#)

- **How to listen to books** [Use one of these tools on device](#)

- Chromebook
 - Go to the [Bookshare website](#) and login student
 - Go to My Bookshare (upper right)
 - Bookshare Web Reader will prompt for use, accept terms

My Bookshare



- Read and listen
- iPad
 - Dolphin EasyReader App (free)
 - The Dolphin app will require you to set up an account and verify via an email (best to use the Teacher email).
 - Once in the Dolphin app, link the student Bookshare account, and download the book
- More directions on [Assign and Read](#)

- Tech support: 650-352-0198 Hours: M-F 9-5 Pacific Time ~ [Bookshare Help Center](#)